


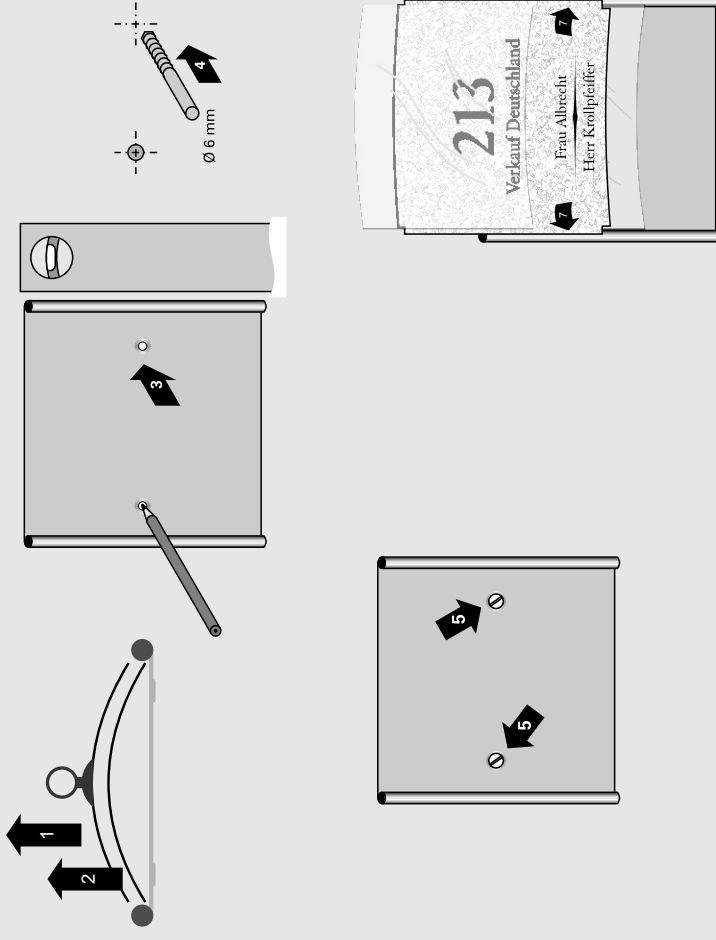
# Rondo Deluxe

## 1. Schildaufbau / Sign structure



- ① Schildprofil / Sign profile
- ② Papiereinschub / Paper insert
- ③ Acrylscheibe / Acrylic pane
- ④ Grundplatte, weiß / Base plate, white

## 2. Montage / Installation



Ersatzbeschriftungsblatt  
EF-RON-DE-130-130




Ersatzbeschriftungsblatt  
EF-RON-DE-A4



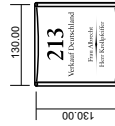
Ersatzbeschriftungsblatt  
EF-RON-DE-A3



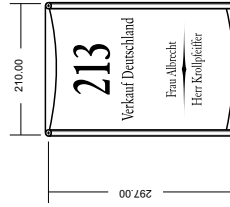
Ersatzbeschriftungsblatt  
EF-RON-DE-500-800



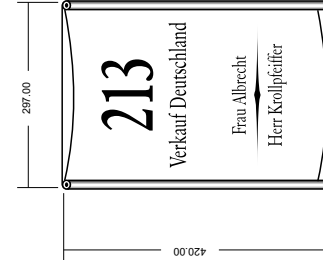
RON-DE-130-130



RON-DE-A4



RON-DE-A3



RON-DE-500-800

