


# TOSCANA

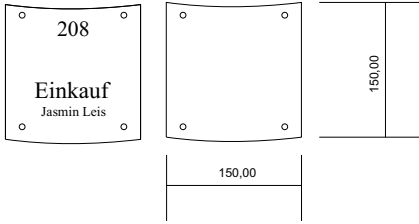
TA-297-420

Klarsicht-Ersatz-Einlegefolie  
EF-TA-297-420



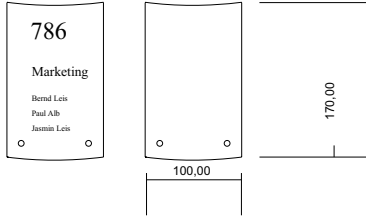
TA-150-150-R

Weißer-Ersatz-Einlegekarton  
EF-TA-150-150-R



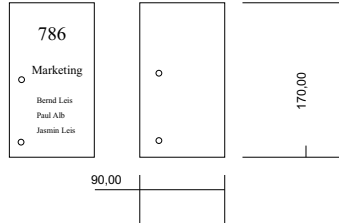
TA-100-170-R

Klarsicht-Ersatz-Einlegefolie  
EF-TA-100-170-R



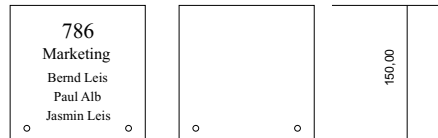
TA-90-170

Klarsicht-Ersatz-Einlegefolie  
EF-TA-90-170



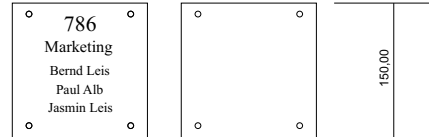
TA-150-150

Klarsicht-Ersatz-Einlegefolie  
EF-TA-150-150-2

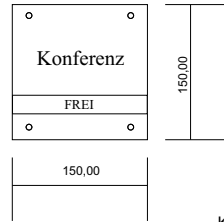


TA-150-150-4

Klarsicht-Ersatz-Einlegefolie  
EF-TA-150-150-4




TA-150-150-FB



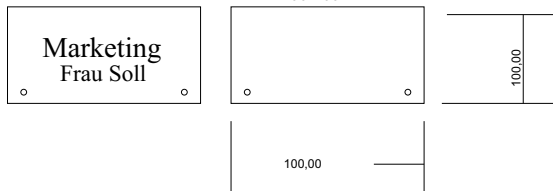
TA-210-297

Klarsicht-Ersatz-Einlegefolie  
EF-TA-210-297



TA-200-100

Klarsicht-Ersatz-Einlegefolie  
EF-TA-200-100



TA-600-800



## Gebrauchsanweisung

Toscana

### 1. Schildaufbau / Sign structure



① 2 Glasscheiben / 2 Glass plates ② Film für Laserdrucker / film for laser printer

### 2. Montage / Installation

