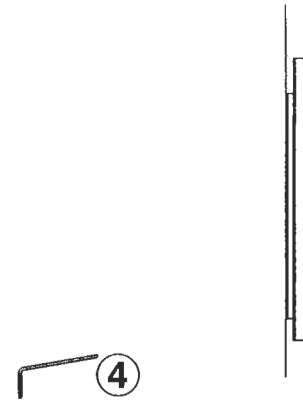



Rondo

1. Schildaufbau / Sign structure



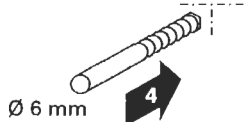
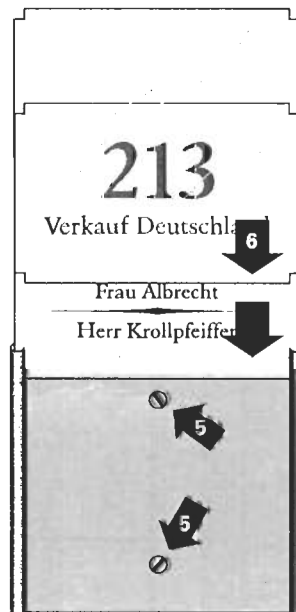
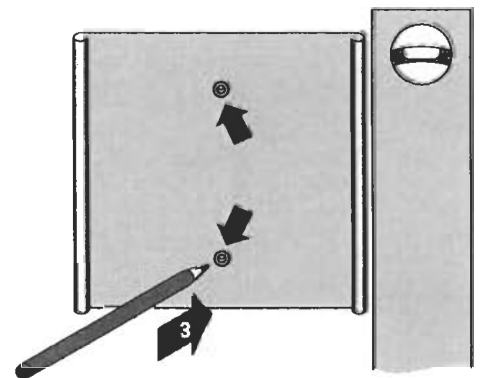
① Schildprofil / Sign profile

② Papiereinschub / Paper insert

③ Acrylscheibe / Acrylic pane

④ Sicherungsschlüssel / Securing key

2. Montage / Installation



Ø 6 mm