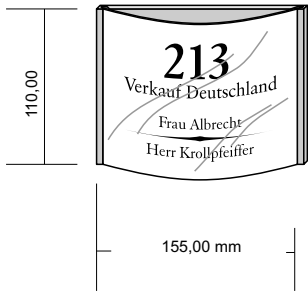



# AKZENT

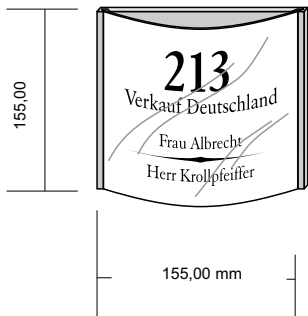
AK-155-110




EF-AK-155-110



AK-155-155



EF-AK-155-155




AK-160-210

160,00




EF-AK-160-210



AK-210-297



EF-AK-210-297



# Gebrauchsanweisung

## Akzent

### 1. Schildaufbau / Sign structure



- 1** Acryl-Befestigungsplatte / Acrylic mounting plate   
 **3** Papiereinschub / Paper insert  
**2** Weiße Kunststoffplatte / White plastic plate   
 **4** Acrylscheibe / Acrylic pane

### 2. Montage / Installation

